


ORNAMENTAL MOULDINGS

IMPRESSIONS IN WOOD



**Ornamental[®]
mouldings**
www.ornamental.com



Pages 2-7

**Architectural
& Decorative
Mouldings**

Pages 8-15

All Aboard the Ornamental[®] Express!

The Ornamental[®] Express takes you on a romantic journey through time and space to the well-springs of architectural detail.

The main stops along the way are our five **Carved Collections**. Each collection includes a 28" corbel, a bar corbel, other corbels and ornaments and a hand-carved moulding. Each item is available in maple, cherry or resin (**Mission** items are also available in white oak).

Firelight[™] Mantels and **Elements[™] for Mantels** comprise a modular design space for gas fireplaces that is practically unlimited. Choose from **Heritage**, **Federal** or **Dentil** shelves, add a Surround and support them with Colonial, Fluted or Rope turnings or our Classic or Federal Pilaster Kits. The Ornamental[®] Express also offers Pediments & Pilasters, Appointments, Island Turnings and maple mouldings for cabinetry projects.

Why wait? With the available **Express Delivery** you can receive these items in two weeks. And don't forget: all of these items are available pre-finished (allow an additional two weeks for delivery)!



Shelf Mantels



Heritage Shelf Mantel, Basic Surround Kit, Classic Pilaster Kit, Grape Ornaments.

Shelves




Heritage



Dentil

Heritage and Dentil shelves are available in 2', 3', 4', 5', 6', 7', 7'6" and 8' lengths in WHW and Oak.

Ornaments



Federal



Dentil



Heritage



Maple Turnings

A 1/2 Round Turnings Colonial Fluted Rope 5114/2 5115/2 5116/2 1 5/8" x 3 1/2" x 31 1/4"			B Mantel Corbel 7" Turned Block IM-CA34 5112 2 7/16" x 3 1/2" x 7" 1 1/4" x 3 1/2" x 7"	
C 9 3/4" Turned Block 5111 1 1/4" x 3 1/2" x 9 3/4"		D 4" Turned Block 5113 1 1/4" x 3 1/2" x 4"		

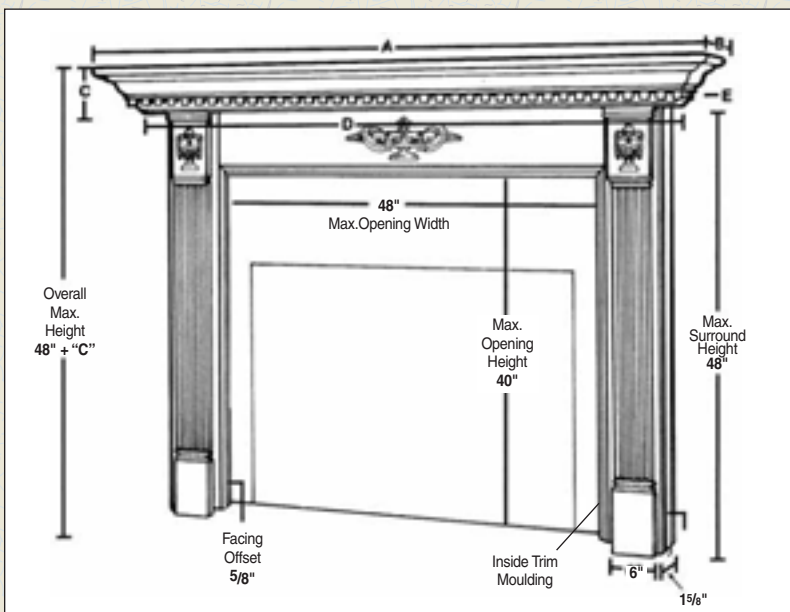
Combinations

Island 35 1/4" 	Bar 42 1/4" 	Mantel 48"
------------------------------	---------------------------	--------------------------



Breakfast Bar

Mantel Dimensions



- Full surround mantel requires: Shelf Mantel, Basic Surround, Pilaster Kit or Turning Combination and Ornaments.
- For firebox openings up to 36" wide, with 6" of facing material, a 6' mantel shelf and 48" surround are recommended.
- For firebox sizes from 38" to 42" wide, with 6" of facing material, a 6'6" mantel shelf and 54" surround are recommended.

MANTEL MODEL	A= LENGTH	B= TOP DEPTH	C= HEIGHT	D= BOTTOM LENGTH	E= BOTTOM DEPTH
6' Heritage*	72"	7 1/2"	4 3/8"	65 5/16"	4 1/8"
6'6" Heritage*	78"	7 1/2"	4 3/8"	71 5/16"	4 1/8"
6' Dentil*	72"	8 3/4"	5 1/8"	64 3/16"	4 1 1/16"
6'6" Dentil*	78"	8 3/4"	5 1/8"	70 3/16"	4 1 1/16"
6' Federal	72"	7"	3 1/4"	66"	4"
6' Renaissance	72"	7"	3 1/4"	66"	4"

MODEL		
48" Surround*	Max. opening size of 48" wide x 40" high	Breast plate, 2 sides and trim moulding
54" Surround*	Max. opening size of 54" wide x 40" high	Breast plate, 2 sides and trim moulding
Classic Pilaster*	Max. size of 5 1/4" wide x 48" high	2 pilasters, 2 mantel and plinth blocks
Federal Pilaster	Max. size of 4 1/2" wide x 48" high	2 pilasters, 2 mantel and plinth blocks

Check your state (or provincial) and local building codes prior to installation.
 All specifications subject to change without notice.

Dentil Mantel, Basic Surround, Classic Pilaster Kit, Urn Ornaments.

All items available in White Hardwood (WHW), noted items (*) also available in Oak.

28" Corbels



Vineyards
IM-CA81
4 1/2"d x 5 1/2"w x 28"h



Interlacings
IM-CA82
4 1/2"d x 5 1/2"w x 28"h



Metamorphosis
IM-CA83
4 1/2"d x 5 1/2"w x 28"h



Traditions
IM-CA84
4 1/2"d x 5 1/2"w x 28"h



Mission
IM-CA80
4 1/2"d x 5 1/2"w x 28"h

Carved Collections

Vineyards



IM-CA58
2 3/4"d x 3"w x 6"h



IM-CA57
4"d x 6"w x 9"h



IM-CA56
3 1/2"d x 3 1/2"w x 13"h



IM-CA63
9"d x 3 1/2"w x 12"h



IM-3025
5/8"d x 2 5/16"w x 3 1/2"h



IM-3026
5/8"d x 3 3/16"w x 3 5/8"h



IM-3024
5/8"d x 20"w x 5"h



IM-7010-8
3/8"d x 2"w x 8'l

Interlacings



IM-CA29
2 1/16"d x 3"w x 6"h



IM-CA30
4"d x 6"w x 9"h



IM-CA28
3 1/2"d x 3 1/2"w x 13"h



IM-CA59
9"d x 3 1/2"w x 12"h




IM-3001
1/2"d x 2 7/8"w x 2 7/8"h



IM-3002
3/4"d x 5"w x 5"h



IM-3000
1"d x 20"w x 5 5/8"h



IM-7000-8
3/4"d x 2"w x 8'l

Carved Collections

Carved Collections and 28" Corbels are available in Maple, Cherry and Resin.
Mission also available in White Oak.

Metamorphosis



IM-CA31
2¹¹/₁₆"d x 3"w x 6"h



IM-CA32
4"d x 6"w x 9"h



IM-CA33
3¹/₄"d x 3¹/₂"w x 13"h



IM-CA60
9"d x 3¹/₂"w x 12"h




IM-3005
5⁸/₁₆"d x 3³/₁₆"w x 27⁸/₈"h



IM-3004
1"d x 5"w x 4¹/₂"h



IM-3003
1¹/₂"d x 20"w x 5³/₄"h



IM-7001-8
1"d x 2"w x 8'l

Traditions



IM-CA39
3"d x 3"w x 6"h



IM-CA38
4"d x 6"w x 9"h



IM-CA37
3¹/₂"d x 3¹/₂"w x 13"h



IM-CA61
9"d x 3¹/₂"w x 12"h



IM-3011
7¹/₁₆"d x 27⁸/₈"w x 27⁸/₈"h



IM-3010
5⁸/₈"d x 5"w x 5"h



IM-3009
3⁴/₄"d x 20"w x 57⁸/₈"h



IM-7003-8
3⁴/₄"d x 2"w x 8'l

Mission



IM-CA69
2³/₄"d x 3"w x 6"h



IM-CA68
4"d x 6"w x 9"h



IM-CA67
3¹/₂"d x 3¹/₂"w x 13"h



IM-CA66
9"d x 3¹/₂"w x 12"h



IM-3027
7⁸/₈"d x 27⁸/₈"w x 27⁸/₈"h



IM-3028
7⁸/₈"d x 51²/₂"w x 51²/₂"h



IM-3029
7⁸/₈"d x 20"w x 5"h

Maple Mouldings



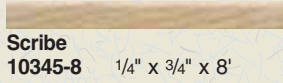
Cornice
10335-8FT 3/4" x 3 11/16"



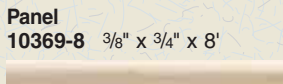
Colonial Casing
OML14-7FT 3/4" x 2 3/4"



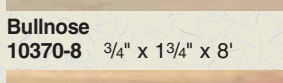
Fluted Casing
1820-7FT 3/8" x 2 1/4"



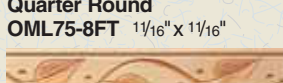
Scribe
10345-8 1/4" x 3/4" x 8'



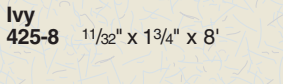
Panel
10369-8 3/8" x 3/4" x 8'



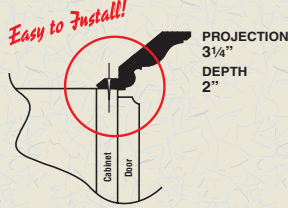
Bullnose
10370-8 3/4" x 1 3/4" x 8'



Quarter Round
OML75-8FT 1 1/16" x 1 1/16"



Ivy
425-8 1 1/32" x 1 3/4" x 8'



Rope
6117/2-8 5/16" x 1 1/16" x 8'




Rope
2002/2-8 9/32" x 1 1/16" x 8'



Egg & Dart
468-8 1/2" x 3/4" x 8'



Greek Key
469-8 7/32" x 3/4" x 8'



Embossed Bead
478-8 3/16" x 3/4" x 8'



Dentil
5022-8 5/16" x 7/8" x 8'



Dentil
5475-8 3/8" x 3/4" x 8'

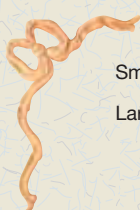
ELEMENTS™



13802 Crown Ornament
23 5/8" x 7 11/16"



13800 Garland Ornament
21 1/4" x 3 3/8"



13797L
Left Bow Ornament
10 3/4" x 15 1/4"



13803
Small Shell Ornament 5 1/2" x 4 1/8"



13804
Large Shell Ornament 7 1/2" x 5 7/8"



13799
Vertical Bow Ornament
5 1/8" x 13 1/2"



13798 Horizontal Bow Ornament
15 7/8" x 2 7/8"



13801 Swag Ornament
13 9/16" x 4 11/16"




13797R
Right Bow Ornament
10 3/4" x 15 1/4"

Ornaments are available in White Hardwood.



Island Turnings



Colonial 3 1/2"	Fluted 3 1/2"	Gun Barrel 3 1/2"	Rope 3 1/2"	Mission* 3"
■ Whole Leg				
IM-5100	IM-5101	IM-5102	IM-5103	IM-5104
		3 1/2" th x 3 1/2" w x 35 1/4" l		3" th x 3" w x 35 1/4" l
■ Half Leg				
IM-5100/2	IM-5101/2	IM-5102/2	IM-5103/2	IM-5104/2
		1 11/16" th x 3 1/2" w x 35 1/4" l		1 7/16" th x 3" w x 35 1/4" l

Island Turnings are available in Maple and Cherry.
*Mission also available in White Oak.

Corbels





Pediments & Pilasters

The Georgian pediment adds a traditional touch. Enhance the look by adding inserts to match your decor. The keystone makes adjusting the pediment width easy.

(Max. opening: SGL. 3', DBL. 6')
Available in White Hardwood or Oak. Inserts on singles are pre-affixed.



Georgian
PED-01 SGL or DBL



Dentil
PED-02 SGL or DBL



Fishtail
PED-03 SGL or DBL



Greek Key
PED-04 SGL or DBL

807-7FT or 8FT WHW or Oak
Fluted/Victorian Pilaster
3/4" x 4"


OMLCA-5 Beech
Pilaster Capital
1 3/8" x 3 1/8" x 6"
Designed to fit the 807 Pilaster

E743PB WHW or Oak
Colonial Plinth Block
1 1/16" x 4 1/2" x 8"

846-7FT or 8FT WHW or Oak
Fluted/Victorian Pilaster
3/4" x 6"

OMLCA-3 Beech
Pilaster Capital
1 9/32" x 3 1/8" x 8"
Designed to fit the 846 Pilaster

940PB WHW or Oak
Colonial Plinth Block
1 1/16" x 6 1/2" x 8"



Stair Brackets

OMLCA-50 Left & Right
Available in White Hardwood or Oak.
1 15/16" x 7 3/8"

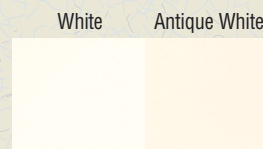


Left Bracket shown.

Order any **EXPRESS** items pre-finished!

Species	Species			
	Maple	Cherry	Oak	White Hardwood
Stains				
Light Maple				Not Recommended
Golden Oak				Not Available
Fruitwood				Not Recommended
Red Mahogany				
Porcelain Glaze				

Paint Colors



- Additional 2 week lead time for finishing
- Finished items are non-returnable
- Stain and Paint colors may vary from chart

PRIMED WHITE: 6' WHW Mantels, Surrounds and Pilaster Kits available for **EXPRESS** delivery.

Cornice Mouldings

Ideas in Wood

Ornamental® Mouldings is the acknowledged leader in the design and manufacture of solid wood architectural mouldings and accessories. Specializing in stain grade embossed and dentil patterns, we also offer a complete selection of cornice mouldings, chair rails, baseboards and door casings as well as pediments, decorative trim, ornaments, pilaster capitals and corbels. Our comprehensive line lets you achieve any decorative effect you wish to create.

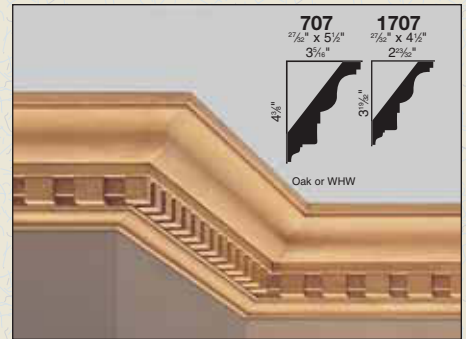
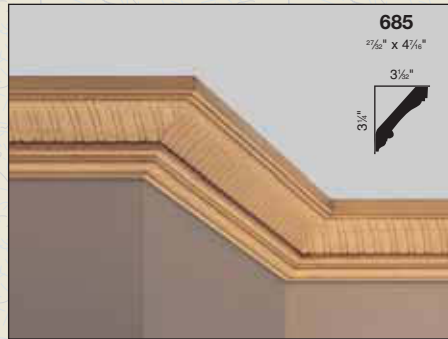
All of our mouldings are manufactured out of solid hardwood to ensure a superior finish and easy installation. Every pattern is available in white hardwood and many are offered in distinctive red oak.

We can also run mouldings in other species of woods such as maple, cherry and walnut. For a truly unique look, custom designed mouldings are available by quotation. Ornamental® Mouldings products are available through fine millwork dealers throughout the U.S. and Canada as well as in selected locations around the world. Stock items are usually available for prompt delivery.


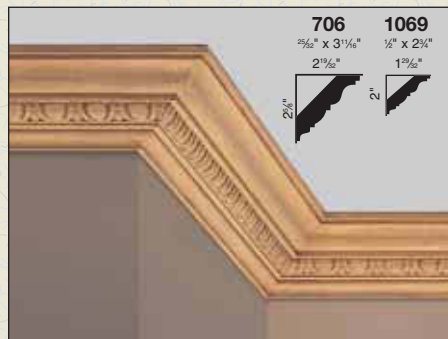
If only the finest decorative wood mouldings will create the look you desire, there is only one choice . . . Ornamental® Mouldings.

Embossed


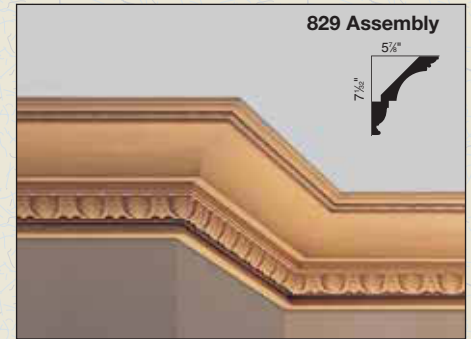
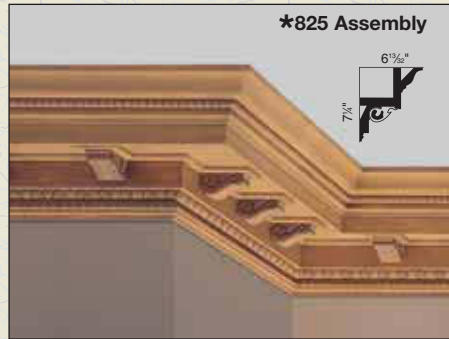
Dentil



Colonial



Assembly Mouldings



OrnaFlex

Curve with Confidence™

Ornaflex® precurved parts are available for all Ornamental® Mouldings patterns. They are manufactured out of high quality polyurethane resin and can be painted or stained to look exactly like wood. Oak graining is available to match with any of our oak lineal patterns. Ornaflex® parts are ideal for:

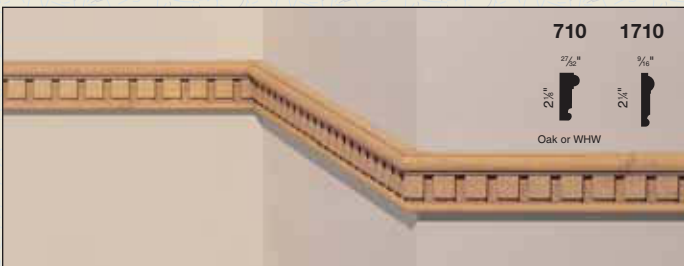


- Half and quarter circle windows
- Radius crowns
- Elliptical windows (template required)
- Round walls
- Any radius or curved situation where wood cannot bend

Some radius restrictions apply on certain patterns.



*Denotes that the item is made to order (MTO) and setup charges apply.

Chair Rails



Backer Strip


For applications that require a more massive look, Backer Strip #838 or 831 can be used in conjunction with most chair rail mouldings.



*Denotes that the item is made to order (MTO) and set-up charges apply.

Backer Strip #838 shown with Chair Rail #690.

Curved Applications?

 Ormaflex curved parts are available for all patterns shown. (See page 9 for additional information).

Baseboards




763 1 1/16" x 6" Oak or WHW



1061 1 9/32" x 4 1/8"
1061A 1/2" x 4"



1630 3/8" x 4"



765 1 1/16" x 5" Oak or WHW



1035 1 9/32" x 4 1/8" Oak or WHW
1035A 1/2" x 4" WHW only



891 OBC 1 1/8" x 1 1/8" x 6"
892 OBC 1 1/8" x 1 1/8" x 6 3/4"
893 OBC Shown 1 1/8" x 1 1/8" x 8 1/4"
Oak, WHW or Pine

894 IBC 7/8" x 7/8" x 6"
895 IBC 7/8" x 7/8" x 6 3/4"
896 IBC Shown 7/8" x 7/8" x 8 1/4"
Oak, WHW or Pine


Above items shown in oak.

Motifs

Panel Mouldings




***1082** 1 3/32" x 1 3/8"



***1098** 7/16" x 5/8"



***1099** 1 1/16" x 2 1/8"



***1100** 3/4" x 2"



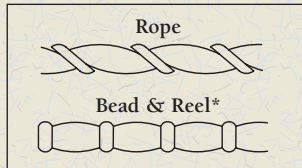
***1101** 1 1/16" x 1 1/2"



***1102** 5/8" x 1 1/4"




***1103** 3/4" x 2 11/32"



*Add BR to the item # for Bead & Reel Motif

Casings



***1080** 3/4" x 3 1/4"




***1122** 1 3/16" x 3 3/4"

Cornice




***1076** 3/4" x 5"


Baseboards



***1088** 1 1/16" x 6"



***1090** 1 1/16" x 5"



***1094** 3/4" x 6"



Impressions In Wood from...



For that very special room or project, Ornamental® Mouldings offers a complete suite of cornice, panel mouldings, baseboards and casings in two lasting and subtle motifs. Rope has long been a favoured motif in Europe and is currently gaining popularity in North America. Bead & Reel is a classic motif which never goes out of style.

*Denotes that the item is made to order (MTO) and setup charges apply.

Curved Applications?

Orna-flex curved parts are available for all patterns shown. (See page 9 for additional information).

Door & Window Casings



**739 with
Corner
Block
741C**

$\frac{3}{4}'' \times 4''$



Oak or WHW

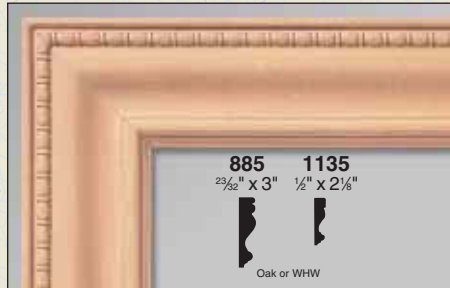
1433

$\frac{1}{2}'' \times 3''$



**1124 Rope with
Corner Block
E642C**

1124
 $\frac{1}{2}'' \times 2\frac{1}{8}''$



885 **1135**
 $\frac{23}{32}'' \times 3''$ $\frac{1}{2}'' \times 2\frac{1}{8}''$



Oak or WHW



**819 Oak with
Corner Block 886C Oak
Fluted Casings**

819* **819D** **1820*** **1644**
 $\frac{15}{32}'' \times 3''$ $\frac{3}{4}'' \times 3''$ $\frac{3}{8}'' \times 2\frac{1}{4}''$ $\frac{1}{2}'' \times 4''$



*Oak or WHW

820*

$\frac{15}{32}'' \times 2\frac{1}{4}''$

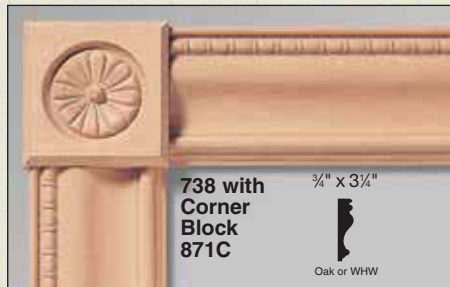


**750 Oak with
Corner Block 734C Oak.
Reeded Casings**

750 **1753** **1821** **1824**
 $\frac{3}{4}'' \times 3\frac{1}{4}''$ $\frac{1}{2}'' \times 3''$ $\frac{3}{8}'' \times 2\frac{1}{4}''$ $\frac{1}{2}'' \times 4''$



Oak or WHW



**738 with
Corner
Block
871C**

$\frac{3}{4}'' \times 3\frac{1}{4}''$



Oak or WHW




**OML 18 with
Corner Block 903C**

OML 18 **OML 19**
 $\frac{3}{4}'' \times 3''$ $\frac{3}{4}'' \times 4''$



Oak or WHW



694 **1694** **1161**
 $1\frac{3}{32}'' \times 3''$ $2\frac{7}{32}'' \times 3''$ $2\frac{7}{32}'' \times 2\frac{1}{8}''$



**1123D Victorian
with Corner
Block
E642C**

$\frac{1}{2}'' \times 2\frac{1}{8}''$

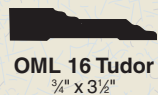


Oak or WHW

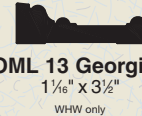
MOULDING COMPONENTS		
3364	Ornament	WHW
3440	Ornament	WHW
687	Cornice	WHW
819	Casing	WHW
E886C	Corner Block	WHW
E888PB	Plinth Block	WHW
1035	Baseboard	WHW
4002	Decorative Trim	WHW
40	Decorative Trim	WHW
CA-8	Corbel	
	Heritage Mantel	WHW

Period Style Casings

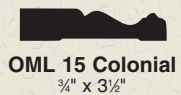
Available in Oak or WHW



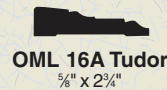
OML 16 Tudor
 $\frac{3}{4}'' \times 3\frac{1}{2}''$



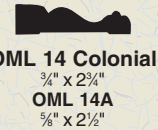
OML 13 Georgian
 $1\frac{1}{16}'' \times 3\frac{1}{2}''$
WHW only



OML 15 Colonial
 $\frac{3}{4}'' \times 3\frac{1}{2}''$



OML 16A Tudor
 $\frac{5}{8}'' \times 2\frac{3}{4}''$



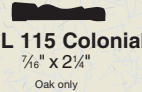
OML 14 Colonial
 $\frac{3}{4}'' \times 2\frac{3}{4}''$
OML 14A
 $\frac{5}{8}'' \times 2\frac{1}{2}''$



OML 16B Backband
 $2\frac{5}{32}'' \times 1\frac{1}{8}''$



OML 57 Door Stop
 $\frac{9}{32}'' \times 1\frac{1}{4}''$



OML 115 Colonial
 $\frac{7}{16}'' \times 2\frac{1}{4}''$
Oak only

Curved Applications?

 *Ormaflex* curved parts are available for all patterns shown. (See page 9 for additional information).


Corner & Plinth Blocks Period Style Mouldings

These two accessories come in a variety of sizes and styles. Plinth and corner blocks add a finishing touch.



Colonial Plinth

Plain / Bevel Edge Plinth



Rosette / Square Edge

Rosette / Bevel Edge

Bull's Eye / Bevel Edge

Bull's Eye / Square Edge

Star / Bevel Edge

CORNER & PLINTH BLOCKS AVAILABILITY

All Available Corner Blocks & Plinth Blocks, Sizes and Materials

Part No.	Size	US PLANT			CANADIAN PLANT		
		WHW	OAK	Pine / Primed	WHW	OAK	Pine / Primed
CORNER BLOCKS							
Bull's Eye - Square Edges							
E642C	5/8" x 2-1/2" SQ	✓	✓	✓	✓	✓	✓
E935C	3/4" x 2-1/2" SQ	✓	✓	STO	✓	✓	STO
E752C	13/16" x 2-3/4" SQ	✓	✓	✓	✓	✓	✓
E913C	13/16" x 3" SQ	✓	✓	STO	✓	✓	✓
E886C	13/16" x 3-1/4" SQ	✓	✓	✓	✓	✓	✓
E734C	13/16" x 3-1/2" SQ	✓	✓	✓	✓	✓	✓
E751C	3/4" x 3-3/4" SQ	✓	✓	STO	✓	✓	STO
E789C	13/16" x 3-3/4" SQ	✓	✓	✓	✓	✓	✓
E934C	13/16" x 4" SQ	✓	✓	STO	✓	✓	STO
E740C	13/16" x 4-1/2" SQ	✓	✓	✓	✓	✓	✓
755C	1-1/16" x 5-1/2" SQ	✓	✓	✓	✓	✓	✓
E884C	1-1/16" x 5-3/4" SQ	✓	✓	STO	✓	✓	STO
Rosette - Square Edges							
E810C	5/8" x 2-1/2" SQ	✓	✓	✓	✓	✓	✓
E1013C	3/4" x 2-1/2" SQ	✓	✓	STO	✓	✓	STO
E979C	13/16" x 2-3/4" SQ	✓	✓	✓	✓	✓	✓
E1018C	13/16" x 3" SQ	✓	✓	STO	✓	✓	STO
E736C	13/16" x 3-1/2" SQ	✓	✓	✓	✓	✓	✓
E745C	13/16" x 3-3/4" SQ	✓	✓	✓	✓	✓	✓
E741C	13/16" x 4-1/2" SQ	✓	✓	✓	✓	✓	✓
757C	1-1/16" x 5-1/2" SQ	✓	✓	✓	✓	✓	✓
Bull's Eye - Bevelled Edges							
E904C	13/16" x 2-1/2" SQ	✓	✓	✓	✓	✓	✓
E1014C	1-1/16" x 2-1/2" SQ	✓	✓	STO	✓	✓	STO
E1001C	1-1/16" x 2-3/4" SQ	✓	✓	✓	✓	✓	✓
E903C	1-1/16" x 3-1/4" SQ	✓	✓	✓	✓	✓	✓
E867C	1-1/16" x 3-1/2" SQ	✓	✓	✓	✓	✓	✓
E1000C	1-1/16" x 3-3/4" SQ	✓	✓	STO	✓	✓	STO
E868C	1-1/16" x 4-1/2" SQ	✓	✓	✓	✓	✓	✓
869C	1-1/16" x 5-1/2" SQ	✓	✓	MTO	✓	✓	MTO
Rosette - Bevelled Edges							
E915C	13/16" x 2-1/2" SQ	✓	✓	✓	✓	✓	✓
E870C	1-1/16" x 2-1/2" SQ	✓	✓	✓	✓	✓	✓
E871C	1-1/16" x 3-1/2" SQ	✓	✓	✓	✓	✓	✓
E872C	1-1/16" x 4-1/2" SQ	✓	✓	✓	✓	✓	✓
873C	1-1/16" x 5-1/2" SQ	✓	✓	MTO	✓	✓	MTO
Star - Bevelled Edges							
E1200C	1-1/16" x 3-1/2" SQ	✓	✓	✓	✓	✓	✓
PLINTH BLOCKS							
		US PLANT			CANADIAN PLANT		
		WHW	OAK	Pine / Primed	WHW	OAK	Pine / Primed
Colonial Style - Square Edges							
E887PB	13/16" x 2-1/2" x 5-3/4"	✓	✓	✓	✓	✓	✓
E1012PB	13/16" x 2-3/4" x 5-3/4"	✓	✓	✓	✓	✓	✓
E914PB	1-1/16" x 3" x 6-1/2"	✓	✓	✓	✓	✓	✓
E888PB	1-1/16" x 3-1/4" x 6-1/2"	✓	✓	✓	✓	✓	✓
E889PB	1-1/16" x 3-1/4" x 8"	✓	✓	✓	✓	✓	✓
E742PB	1-1/16" x 3-1/2" x 6-1/2"	✓	✓	✓	✓	✓	✓
E1010PB	1-1/16" x 3-3/4" x 6-1/2"	✓	✓	✓	✓	✓	✓
E939PB	1-1/16" x 4" x 6-1/2"	✓	✓	✓	✓	✓	✓
E937PB	1-1/16" x 4" x 8"	✓	✓	✓	✓	✓	✓
E743PB	1-1/16" x 4-1/2" x 8"	✓	✓	✓	✓	✓	✓
940PB	1-1/16" x 6-1/2" x 8"	✓	✓	✓	✓	✓	✓
Plain - Bevelled Edges							
E916PB	13/16" x 2-1/2" x 5-3/4"	✓	✓	✓	✓	✓	✓
E1113PB	1-1/16" x 2-3/4" x 6-1/2"	✓	✓	✓	✓	✓	✓
E917PB	1-1/16" x 3-1/2" x 6-1/2"	✓	✓	✓	✓	✓	✓
E1011PB	1-1/16" x 3-3/4" x 6-1/2"	✓	✓	✓	✓	✓	✓
E938PB	1-1/16" x 4" x 8"	✓	✓	✓	✓	✓	✓
E980PB	1-1/16" x 4-1/2" x 8"	✓	✓	✓	✓	✓	✓

✓ the pattern in that material is stock at the location you order from. (Lead-time is 2 weeks)
 STO the pattern in that material is stock to order at the location that you order from BUT is stock at Ornamental's other plant. (Lead-time is 3 weeks)
 MTO the pattern in that material is made to order and is subject to surcharges. (Lead-time is 4 to 6 weeks)

MOULDING COMPONENTS

1035	Baseboard	WHW
E888PB	Plinth Block	WHW
819	Casing	WHW

MOULDING COMPONENTS

819	Fluted Casing	WHW
E886C	Corner Block	WHW



Whether restoring, renovating, or simply striving to achieve the feel of an era, Period Style Mouldings offer inclusive sets to complete the look. Colonial, Victorian, and Tudor styles are offered and can be used in conjunction with other accessories such as corner blocks.

Cornice

- OML 34 Cornice: 2 5/32" x 3 1/4"
- OML 35 Cornice: 3 3/16" x 4 1/2"
- OML 36 Cornice: 3 3/8" x 5 1/8"

Sundry Moulding

- OML 61 Bolection: 3/4" x 1 1/32" Rabbet
- OML 65 Mullion: 3/8" x 1 5/16"
- OML 77 Mullion: 3/8" x 3/4"
- OML 68 Outside Corner: 1 1/8" x 1 1/8"
- OML 71 Cove: 1/2" x 1/2"
- OML 72 Cove: 1 1/16" x 1 1/16"
- OML 74 Quarter Round: 1/2" x 1/2"
- OML 75 Quarter Round: 1 1/16" x 1 1/16"
- OML 72 Cove: 1 1/16" x 1 1/16"
- OML 126 Shoe: 1/2" x 3/4" (Oak only)

Chair Rail and Cap

- OML 42 Cap: 3/4" x 1 1/4"
- OML 43 Panel: 3/4" x 1 3/4"
- OML 44 Chair Rail: 3/4" x 2 3/4"

Baseboard

- OML 215 Colonial: 3/8" x 3" (Oak only)
- OML 21 Colonial: 1/2" x 4" (WHW only)
- OML 24 Colonial: 1 1/16" x 4 1/4"
- OML 29 Colonial: 5/8" x 7 1/4"
- OML 24A Colonial: 1/2" x 4 1/4"
- OML 25 Colonial (shown): 1 1/16" x 5 1/2"
- OML 26 Tudor: 1 1/16" x 5 1/2"
- OML 28 Tudor: 5/8" x 7 1/4"
- OML 32 OG: 5/8" x 7 1/4"
- OML 30A Victorian: 1 1/16" x 5 1/2"
- OML 30 Victorian (shown): 3/4" x 6 1/2"
- OML 31 Victorian: 5/8" x 7 1/4"
- OML 78 Handrail: 1 25/32" x 2 1/2"
- OML 79 Shoerail: 3/4" x 2 3/4"

Available in White Hardwood (WHW) and Oak.

Decorative

Ornaments



3074 10³/₈" x 2" each side



3017 5¹/₄" x 1³/₄" each side



3095 12" x 2¹/₄"



3359 9" x 2⁷/₁₆"



3154 9⁹/₁₆" x 1¹/₄"



3174 9³/₄" x 2¹/₁₆"



3364 16¹/₁₆" x 3¹/₂"



3011 4⁵/₈" x 9³/₈"



3322 5¹/₂" x 2³/₄"



3202
5¹/₄" x 5¹/₄"



3005
2¹/₈" x 6¹/₂"



3088
4³/₄" x 4"



3100
1¹/₂" x 1¹/₂"



3319
3³/₄" x 3³/₄"



3087
3³/₈" x 3³/₈"



3003
2¹/₂" x 2¹/₂"




3069 8¹/₂" x 3⁷/₈"



3440
2" x 2"

Decorative Wood Trim


Embossed Mouldings



95 7⁷/₈" x 1¹/₂"



184 1¹/₃₂" x 5⁵/₈"



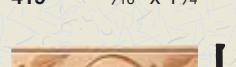
265 7⁷/₃₂" x 1"



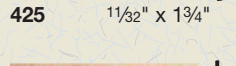
311 7⁷/₃₂" x 1"



419 5⁵/₁₆" x 1¹/₄"



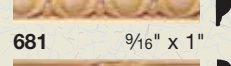
425 1¹/₃₂" x 1³/₄"




426 3³/₈" x 1⁵/₁₆"




668 1⁵/₃₂" x 1⁵/₁₆"




681 9⁹/₁₆" x 1"



1167 3³/₈" x 7⁷/₈"



1425 3³/₈" x 7⁷/₈"



1811 1¹/₂" x 3³/₄"



1825 1¹/₂" x 2¹/₄"




1831 1¹/₂" x 1³/₈"



4002 7⁷/₈" x 1⁷/₈"

Rope




2024/2 1¹/₄" x 1⁹/₃₂"

2002/2* 9⁹/₃₂" x 1¹/₁₆"

2027/2 7⁷/₁₆" x 1¹/₁₆"

2028 1³/₁₆" Dia.

Dentils

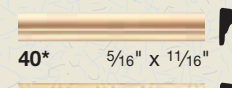


5022 5⁵/₁₆" x 7⁷/₈"



5255* 1¹/₃₂" x 1³/₁₆"

Colonial Mouldings



40* 5⁵/₁₆" x 1¹/₁₆"



1160 5⁵/₁₆" x 1¹/₁₆"



41* 1¹/₄" x 1³/₃₂"



589* 3³/₈" x 1¹/₄"



1159 3³/₈" x 1¹/₄"




53* 3³/₁₆" x 3³/₈"

Picture Frames



10039* 2⁷/₃₂" x 1¹/₁₆"



10041 1¹/₁₆" x 1³/₄"



10043 1" x 2¹/₂"



10047 2⁷/₃₂" x 2"

*Available in White Hardwood (WHW) and Oak.

Borders

Classical



906 Leaf & Acorn 2⁷/₃₂" x 2¹/₂"

1906 Leaf & Acorn 9⁹/₁₆" x 2¹/₂"



966 Grape Vine 2⁷/₃₂" x 2¹/₂"

1966 Grape Vine 9⁹/₁₆" x 2¹/₂"



988 Palm 1¹/₃₂" x 2¹/₂"



989 Nautical 1¹/₃₂" x 2¹/₂"

Floral



907 Scrolled Flowers 1¹/₃₂" x 2"



986 Wild Roses 1¹/₃₂" x 2¹/₂"




1925 Ivy 9⁹/₁₆" x 2¹/₂"



909 Bears 1¹/₃₂" x 2¹/₂"


Country



990 Basketweave 1¹/₃₂" x 2¹/₂"



993 Vine 1¹/₃₂" x 2¹/₂"



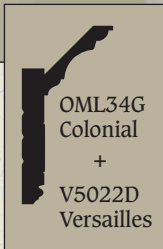
1002 Vine Outside Corner 1⁷/₃₂" x 1⁷/₃₂"

Kids



921 Horses 1¹/₃₂" x 2¹/₂"

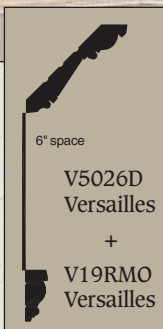
Barbour House Mouldings



OML34G
Colonial
+
V5022D
Versailles



V28RTO
Ribbon
& Ivy
+
OML30AG
Victorian




6" space
V5026D
Versailles
+
V19RMO
Versailles

Gesso Coating is a primer long used in oil painting to ensure the smoothest possible surface on the canvas. Gesso Coating offers:

- High hide: Wood grain and characteristics, finger-joints and edge laminations which commonly show through with water-based primers are hidden.
- Smooth texture: "Orange peel" texture commonly seen in mouldings with water-based primers is eliminated.

Cornices




Casings




Baseboards



Chair Rails



Panel Mouldings






Available From:

© 100M 07/2006 Ornamental Mouldings Ltd.

OML-FE/C



**ornamental[®]
mouldings**
www.ornamental.com

For more information:

289 Marsland Drive, P.O. Box 336
Waterloo, Ontario, Canada N2J 4A4
519-884-4080 Fax 519-884-9692
Toll Free 1-800-265-4506

3804 Comanche Road, P.O. Box 4068
Archdale, N.C., USA 27263-4068
336-431-9120 Fax 336-431-9104
Toll Free 1-800-779-1135

sales@ornamental.com

 PRINTED IN CANADA